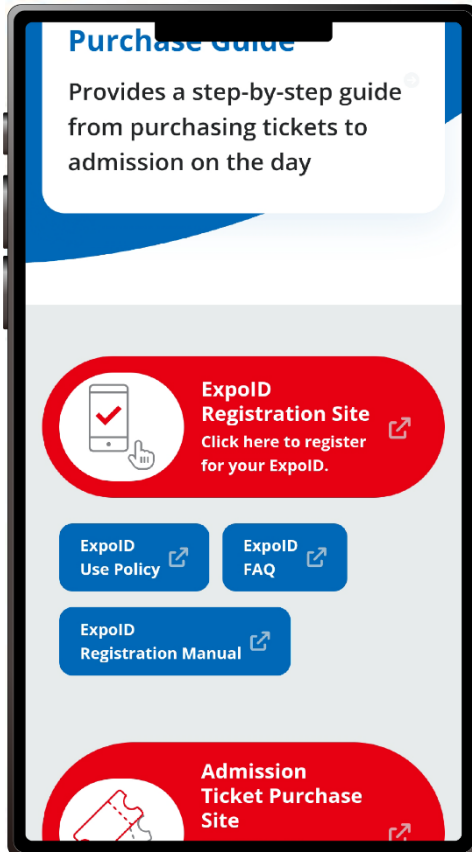


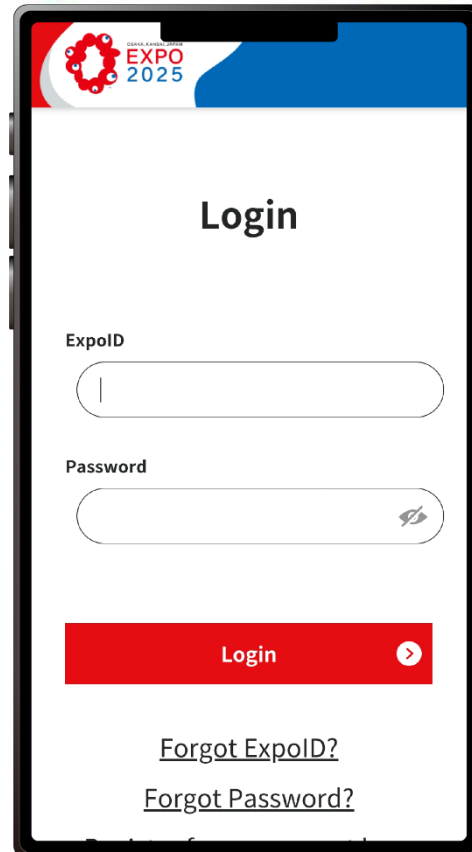
How to Register Additional Tickets

1



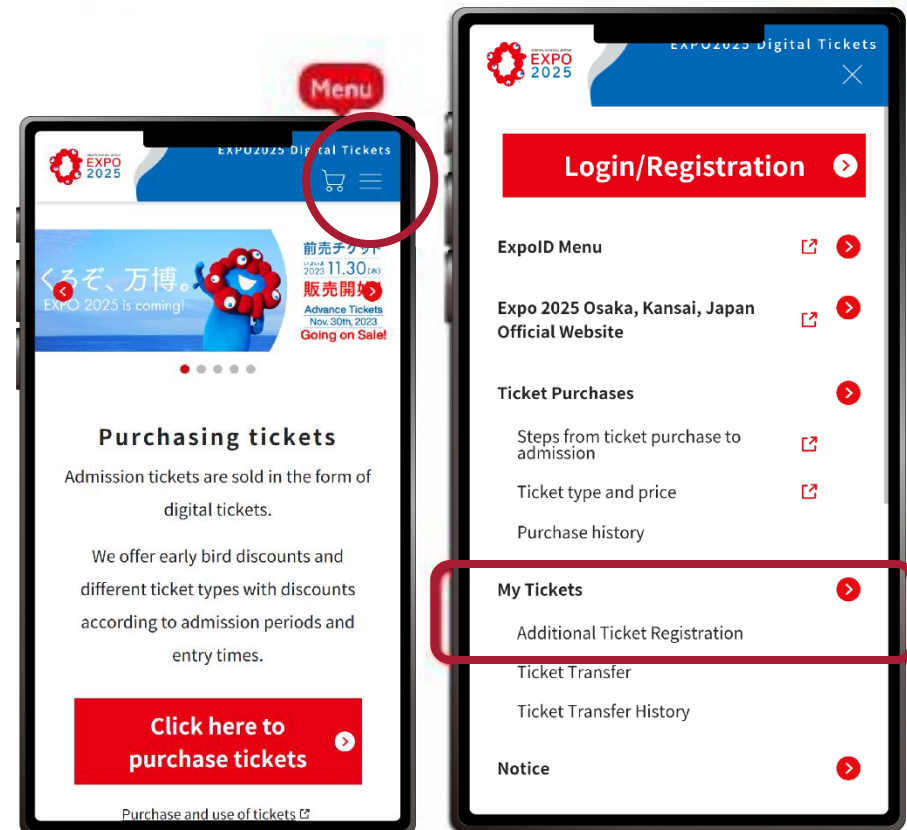
Obtain an ExpolD.

2



Log in to the official sales website using your ExpolD and password.

3



Expand the menu in the upper right corner and select My Tickets > Additional Ticket Registration.

How to Register Additional Tickets

4

EXPO 2025 Digital Tickets

Ticket Additional registration

Enter the ticket ID and click "Add" to register your ticket. Repeat this procedure to simultaneously register up to 10 additional tickets at a time.

Click [here](#) for information on information about "Ticket Additional registration".

Ticket ID

Enter the ticket ID

add

Additional ticket(s) to be registered

On the "Additional ticket registration" screen, enter the Ticket ID (10 alphanumeric characters) in the window labelled "Enter Ticket ID" and click "Add".

5

up to 10 at a time.

Click [here](#) for information on information about "Ticket Additional registration".

Ticket ID

XXXXXXXXXX

add

Additional ticket(s) to be registered

1 additional ticket(s) will be registered.

Opening Ticket

Adult (aged 18 and older)

Ticket ID:XXXXXXXXXX

Go to confirm the additional registration

Cancel the additional registration

When the ticket you added is displayed, click "Proceed to confirmation of additional ticket registration" to confirm that the ticket to be added is correct.

6

EXPO 2025 Digital Tickets

Completion of Additional Ticket Registration

You have successfully registered the ticket(s).

Please check from My Tickets.

Add more tickets

Go to My Tickets

EXPO2025 Digital Tickets Back to Top

When the "Additional ticket registration complete" screen is displayed, the additional ticket registration is complete.

7



EXPO2025 Digital Tickets



My tickets

You can view your tickets here. This includes used tickets.

Click [here](#) for information on information about "My tickets".

You currently have 2 ticket(s).

↕ Sort

By date/time of acquisition in descending order



Opening Ticket

Adult (aged 18 and older)

Date/time: Jan. 31, 2024, 9:37 (JST)

Ticket ID: XXXXXXXXXX

status: unused



Tickets for which additional registration has been completed will appear in "My Tickets".